

WORKSHEET 1 - HELLO, FRIENDS!

1. Complete the dialogues. Use the words in the box.

your - name - old - years - Hi - I'm

2. Read the fact files and write sentences. There is an example.

1

FACT FILE
Name: Meg
Age: 8
Nationality: Uruguayan

She is Meg.

She is 8 years old.

Her nationality is Uruguayan.

2

FACT FILE
Name: Tom
Age: 9
Nationality: Peruvian

.....

3

FACT FILE
Name: Kelly & Alex
Age: 8
Nationality: Argentinean

.....

3. Look and complete. Use the words in the box.

am – 'm not – is – isn't – are – aren't



1. He's Tom. He.....**isn't**..... twelve years old. He.....**is**..... nine years old.
2. She's my teacher. She nineteen years old. She twenty years old.
3. They're Meg and Alex . They ten years old. They eight years old.
4. I'm Annie. I eight years old. I seven years old.


4. Read, look and answer.





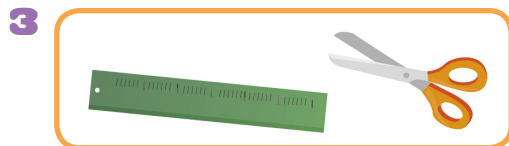
1. Who is the girl between David and Tom?
2. Who is the boy behind Meg?
3. Who is the boy in front of Annie?
4. Who is the girl next to Alex?
5. Who is the boy between Meg and Kelly?

WORKSHEET 2 - SCHOOL DAY!

1. Write the first letter of the pictures to find the school subject. Then match.










2. Look at the pictures and complete the crossword.








	1.		2.	3.	4.	5.	6.
	T		P	M			
		7.			S		M
	8.	L				T	
							I



3. Answer the questions. Use the words in the box.

Yes, they have – No, they haven't

Sunday	Monday	Tuesday	Wednesday	Thursday	Friday	Saturday
	 Maths	 English	 Language	 Art	 RS	
	 Science	 Music	 PE	 IT	 Social Studies	

- Have they got maths on Mondays?
- Have they got science on Tuesdays?
- Have they got PE on Wednesdays?
- Have they got language on Thursdays?
- Have they got social studies on Fridays?

4. Complete the sentences with the correct word in the box.

next to – between – in front of – behind




- The office is the library.
- The playground is the gym.
- The computer lab is the art room.
- The classroom is the toilets and the music room.

WORKSHEET 3 - SEA WORLD!

1. Look and unscramble the words to label the pictures.



supotco



phinlod



rutlet




nignepu



barc

1. 2. 3. 4. 5.

2. Look at the picture and circle the correct option.



1. **There is** / **There isn't** a dolphin.
2. **There are** / **There aren't** any sharks.
3. **There is** / **There are** crabs.
4. **There is** / **There are** an octopus.
5. **There are** / **There aren't** three seahorses.
6. **There is** / **There isn't** a yellow fish.
7. **There are** / **There aren't** two shells between the crabs.

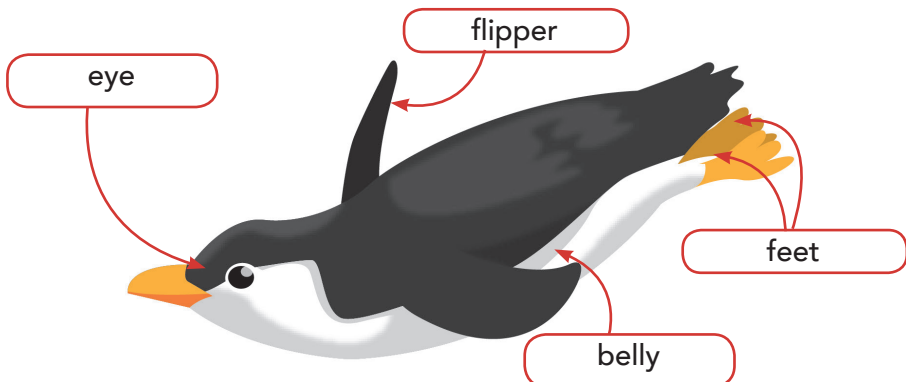
3. Look at the table and complete the sentences using the words in the box.

can – can't

	SWIM	JUMP	WALK	FLY
	✓	✓	✗	✗
	✓	✓	✓	✗
	✓	✗	✓	✗
	✓	✗	✗	✗
	✗	✗	✗	✗

1. A dolphinswim but itwalk.
2. A penguin walk but it fly.
3. A turtlejump but it.....swim.
4. A seahorse walk but it swim.
5. A shellswim or fly.

4. Read, look and complete.



FACT FILE

Penguin: bird.

Colour: black and white.

Characteristics: 2 flippers, 2 feet, 2 eyes and belly.

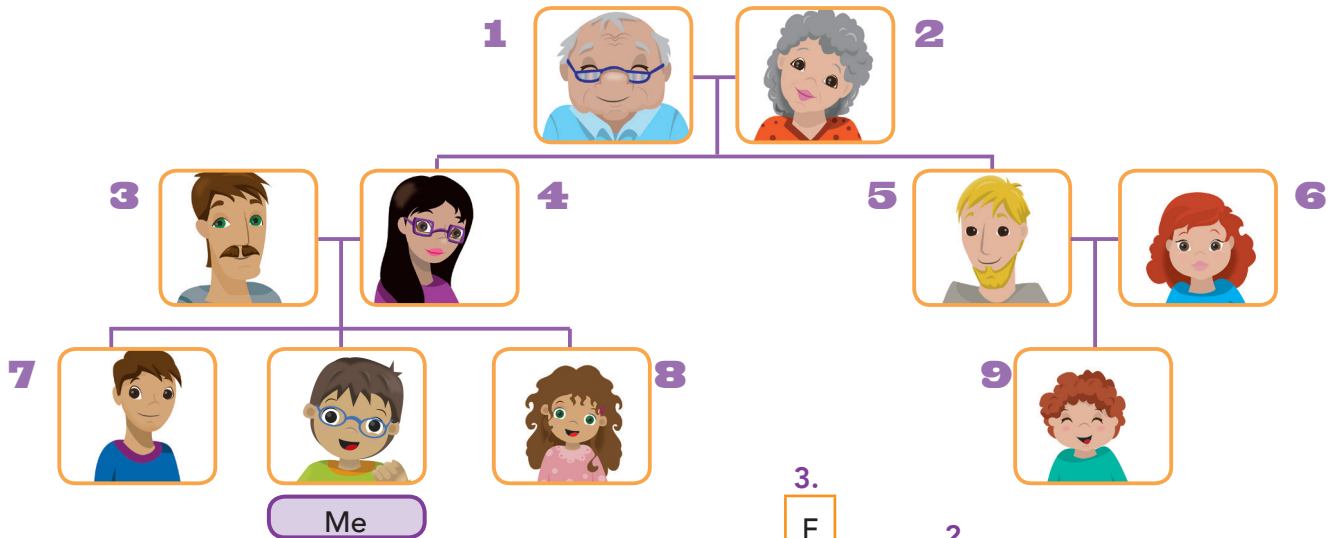
Food: fish.

Abilities: swim and walk.

A penguin is a **1** It is **2** and white.
 It has got two **3**, two feet, **4**eyes and a **5**.....
 Its favourite food is **6** A penguin can **7** and walk but it
8 fly.

WORKSHEET 4 - MY FAMILY AND FRIENDS!

1. Complete the family crossword.



3.
F

2.
G

6.
A T

7.
R



8. S S R

4. M E 9. C N

5. N E

M

2. Look, read and match.



He has got short blonde hair and brown eyes.

She has got long black hair and blue eyes.

She has got short blonde hair and green eyes.

He has got short blonde hair and a beard.

3. Look at the picture and correct the sentences.



- | | |
|---|---|
| <p>1. Eric is drinking a soda.
 He isn't drinking a soda.

 He is eating a sandwich.
 _____</p> | <p>3. Meg is reading a comic.

 _____</p> |
| <p>2. David and Alex are singing.

 _____</p> | <p>4. Kelly and Annie are swimming.

 _____</p> |

4. Answer the questions according to the picture.



1. Is Eric's mum reading upstairs?
No, she isn't.

2. Is Eric's sister having a shower downstairs?

3. Are Kelly and Meg talking inside the house?


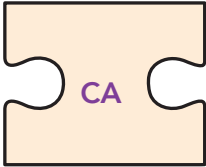
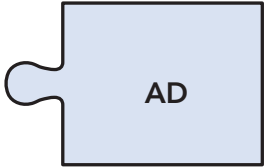

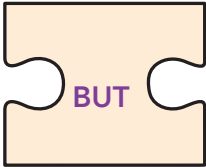
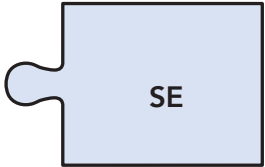

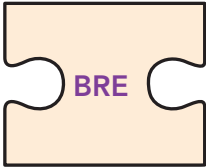
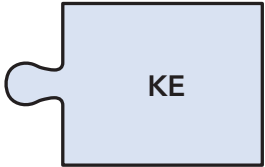

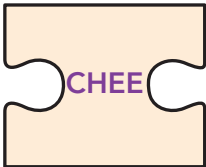
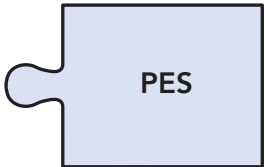

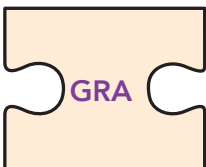
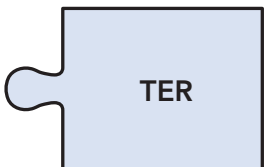
4. Are David and Alex playing football outside?

5. Is Eric watering the plants inside?

6. Is Eric's father in the garden?

WORKSHEET 5 - DELICIOUS MEALS!

1. Match the pieces puzzles.

1			
2			
3			
4			
5			







2. Look at the pictures and complete the table.

Fruit	Vegetables	Drinks
.....






3. Look at the table and complete the sentences using the words in the box.

likes – doesn't like

			
	✓	✗	✓
	✗	✓	✓
	✓	✓	✗

- Alex flan and ice cream but, he fruit salad.
- Meg flan, but she fruit salad and ice cream.
- David flan and fruit salad, but he ice cream.

4. Look and write.



- Can I have please?
-
-
-

5. Put the directions in order.

Fruit Salad



Directions

- Serve with yogurt or cream.
- Add the orange juice.
- Cut the fruit into small pieces.
- Mix all the ingredients.

WORKSHEET 6 - SPORTS DAY!

1. Find and circle six sports. Then label the pictures.


baseball basketball football running skiing swimming 



1.

2.

3.



4.

5.

6.

2. Look at the pictures and complete the sentences.



1. Alex likes playing

3. Kelly

2. David likes

4. Meg





3. Look at the table and complete the sentences.

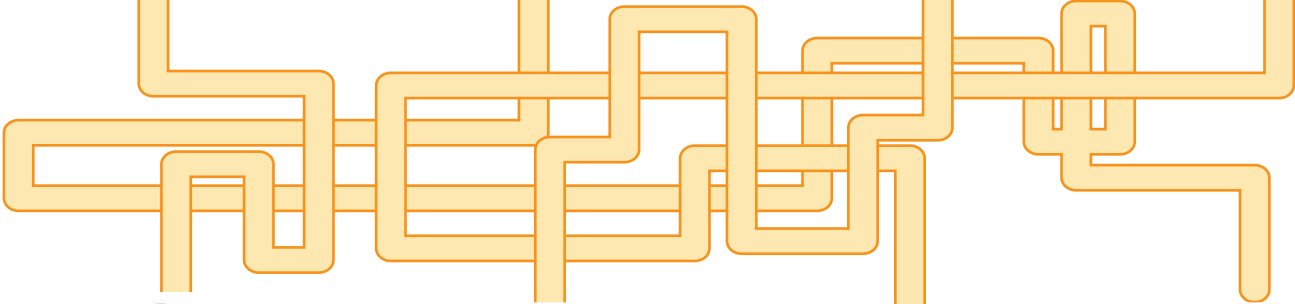
like – don't like – likes – doesn't like





	swimming	tennis	running	riding a bike	volleyball
Annie	✓	✓	✓	✓	✗
Eric	✓	✗	✗	✓	✗
Tom	✓	✓	✗	✓	✓
Meg	✓	✗	✓	✓	✗

- Annie and Eric swimming, but they volleyball.
- Tom tennis, but he running.
- Meg riding her bike, but she tennis.
- Annie and Meg running but they volleyball.

4. Look and write.

1  2  3  4 

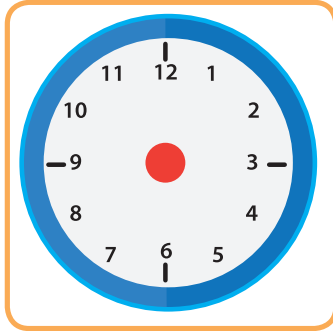
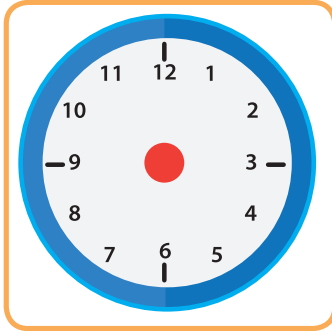


- Kelly can play
- Alex can
- Meg
- David

WORKSHEET 7 - MY DAY!

1. Read and draw the times on the clocks.



1. It's seven o'clock. 2. It's four o'clock. 3. It's ten o'clock. 4. It's twelve o'clock.

2. Look, read and number.



- | | |
|---|---|
| <input type="checkbox"/> I go to school. | <input type="checkbox"/> I have breakfast. |
| <input type="checkbox"/> I have lunch at one o'clock. | <input type="checkbox"/> I go to bed at nine o'clock. |
| <input type="checkbox"/> I do my homework. | <input type="checkbox"/> I get up at seven o'clock. |

3. Circle the correct option.



1. I **get up** / **don't get** up at six o'clock.

3. I **go** / **don't go** to school at nine o'clock.



2. I **have** / **don't have** breakfast at eight o'clock.

4. I **do** / **don't do** my homework at three o'clock.

4. Read and complete the sentences about Kelly and yourself.

goes – get – has – go – gets – have



1. On Sundays, Kelly
up at ten o'clock. I up
at

2. On Sundays, Kelly
breakfast with her family. I
breakfast with my family.


3. On Sundays, Kelly
to bed at nine o'clock. I
to bed at


5. Answer the questions.


1. What time do you get up?
2. When do you go to the park?
3. When do you clean up your bedroom?
4. What time do you go to bed?


WORKSHEET 8 - BUSY TOWN!

1. Look and complete the words.


1  h _ _ p _ _ a _ _

2  _ u _ _ u _ _

3  p _ t _ h _ _

4  _ _ p _ r _ a _ r _ e _ _

5  _ o o _ _ h _ _

6  _ _ _ k

2. Look and complete.

between – next to – across – on the corner



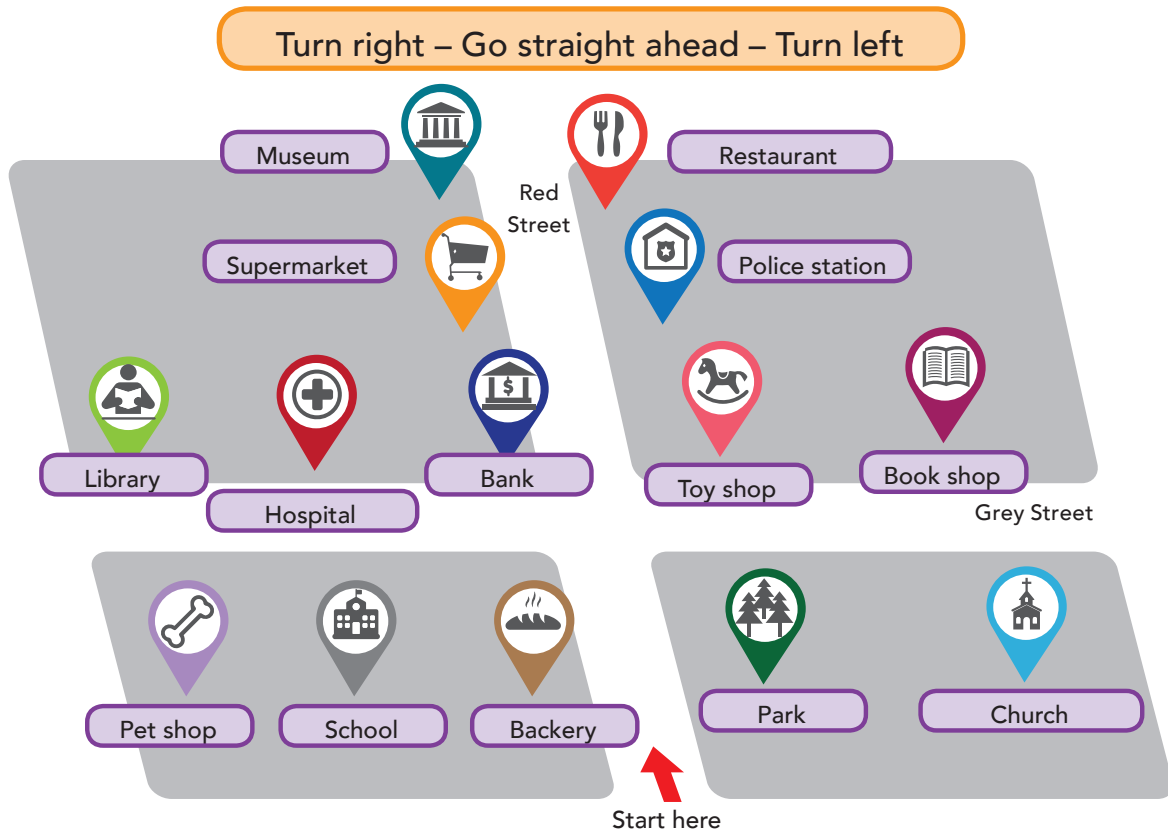
1. Alex's house is the street from David's house.

2. Kelly's house is David's house and the bakery.

3. Annie's house is, across the street from the bakery.

4. Eric's house is the restaurant.

3. Look and answer the questions.



1. How can I get to the police station?
..... . It's on the right. It's between the restaurant and the toy shop.
2. How can I get to the bookshop?
..... . It's on Grey Street, on the corner, across the street from the church.
3. How can I get to the hospital?
..... . It's on Grey Street. It's next to the bank.

4. Match.

RULES AT THE MUSEUM



You mustn't touch the objects.



You must be with an adult.



You mustn't drink or eat.



You must be quiet.